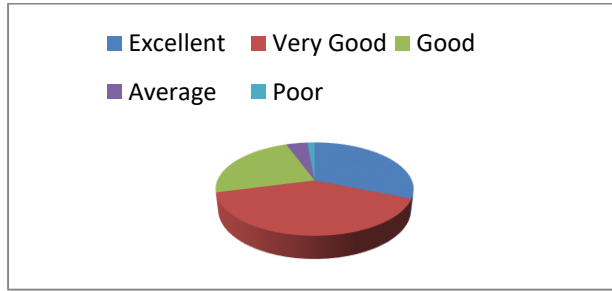
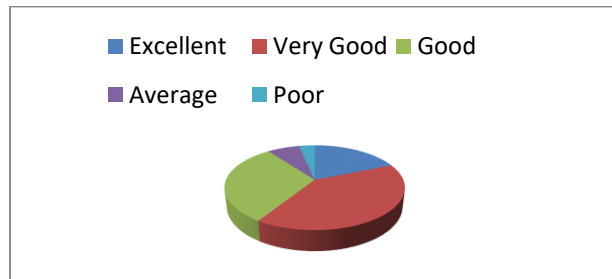


Geethanjali College of Engineering & Technology
 (An UGC Autonomous Institution)
STUDENT SATISFACTION SURVEY



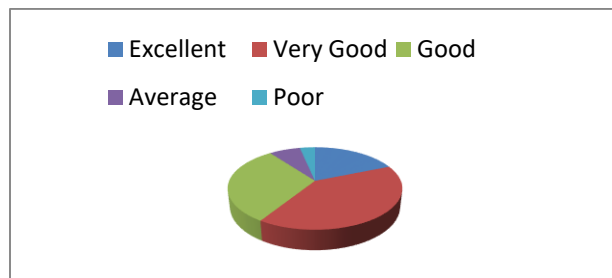
Excellent	Very Good	Good	Average	Poor
550	681	411	70	26

1. Passion and enthusiasm to teach



Excellent	Very Good	Good	Average	Poor
541	692	408	72	25

2. Subject knowledge



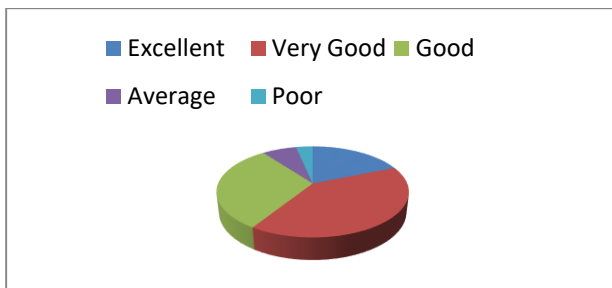
Excellent	Very Good	Good	Average	Poor
499	673	448	88	30

3. Clarity and emphasis on concepts



Excellent	Very Good	Good	Average	Poor
502	663	439	97	37

4. Motivating and inspiring the student



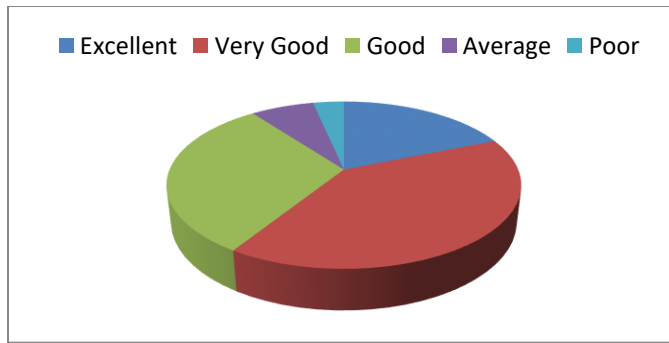
Excellent	Very Good	Good	Average	Poor
489	652	450	105	42

5. Creating interest in the subject



Excellent	Very Good	Good	Average	Poor
499	673	448	88	30

6. Quality of illustrative visuals, examples and applications



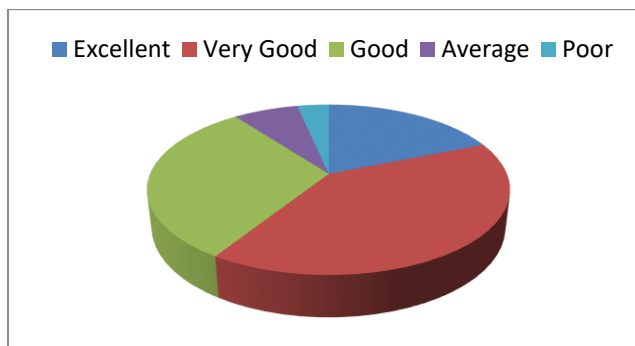
Excellent	Very Good	Good	Average	Poor
537	662	434	75	28

7. Regularity, punctuality & uniform coverage of syllabus



Excellent	Very Good	Good	Average	Poor
514	661	444	85	33

8. Discipline and control over the class



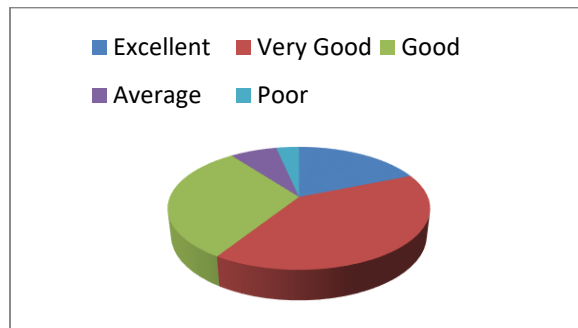
Excellent	Very Good	Good	Average	Poor
497	669	453	84	35

9. Promoting student thinking



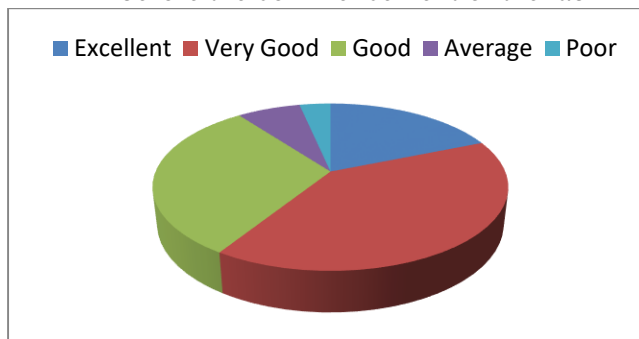
Excellent	Very Good	Good	Average	Poor
504	672	442	85	34

10. Encouraging student effort & inviting student interaction



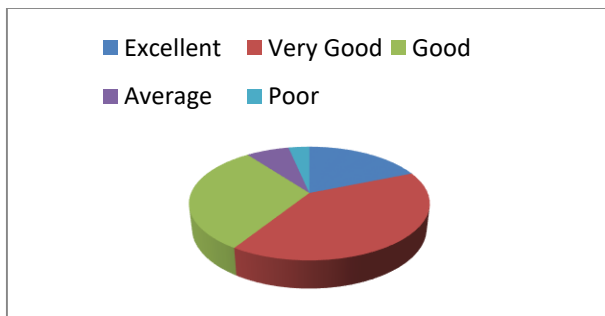
Excellent	Very Good	Good	Average	Poor
585	683	389	58	23

11. The lab instructor explained objectives and outcomes of lab experiments clearly well before the commencement of the lab



Excellent	Very Good	Good	Average	Poor
540	703	409	68	19

12. The lab instructor explained the procedures involved to perform the lab experiments/algorithms clearly well before the commencement of the lab.



Excellent	Very Good	Good	Average	Poor
523	708	417	69	21

13. The laboratory assignments/discussion questions given after the completion of the experiment are interesting and reinforce what you have learned in the lab and its corresponding theoretical concepts



Excellent	Very Good	Good	Average	Poor
528	699	414	76	21

14. The lab instructor is impartial in dealing with all students and was regularly available for consultation during the lab



Excellent	Very Good	Good	Average	Poor
531	690	418	73	26

15. The lab instructor evaluated my work promptly, provided helpful feedback on my progress and offer specific advice to promote improvement



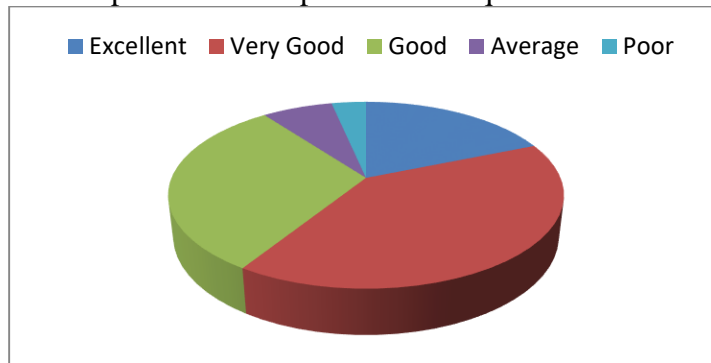
Excellent	Very Good	Good	Average	Poor
529	698	413	72	24

16. The lab instructor encourages me to work better with others in the lab.



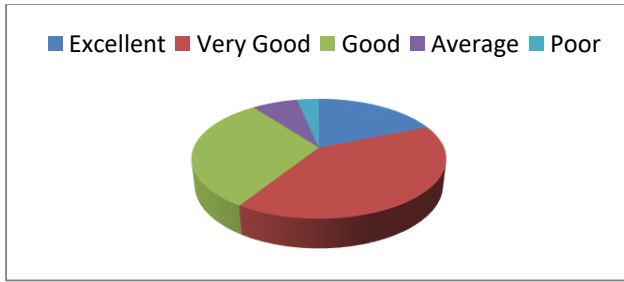
Excellent	Very Good	Good	Average	Poor
533	688	412	80	26

17. The lab instructor helps me learn important techniques associated with this lab course.



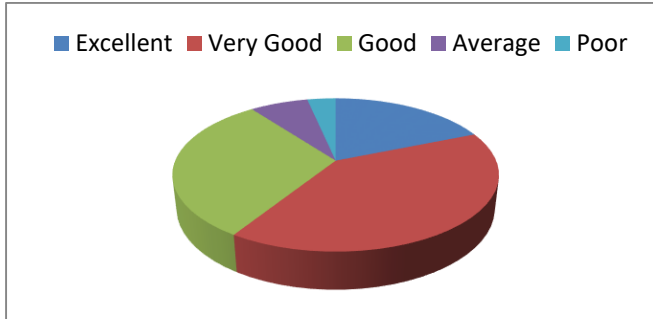
Excellent	Very Good	Good	Average	Poor
525	710	409	73	22

18. Experiments/Algorithms detailed in the lab course have enhanced my critical thinking ability.



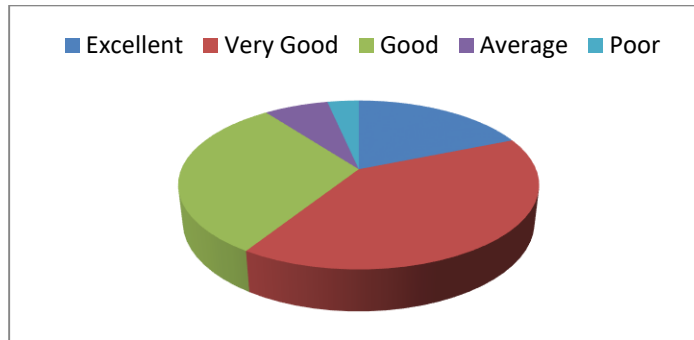
Excellent	Very Good	Good	Average	Poor
379	829	464	45	21

19. Employability Skills



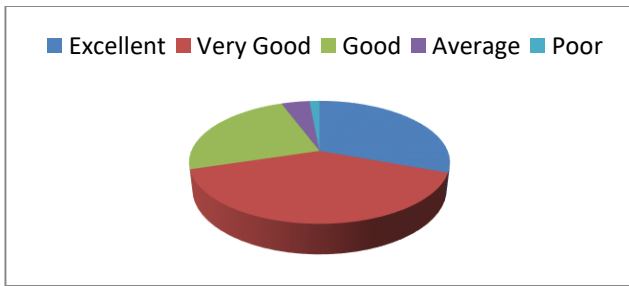
Excellent	Very Good	Good	Average	Poor
409	789	447	59	35

20. Mentoring support



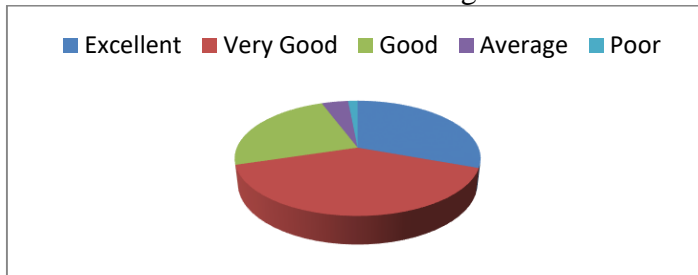
Excellent	Very Good	Good	Average	Poor
327	699	535	120	58

21. Campus Placement Efforts



Excellent	Very Good	Good	Average	Poor
362	730	529	73	45

22. Career and academic guidance



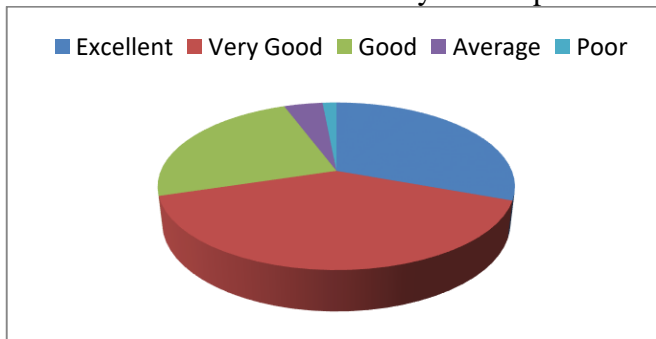
Excellent	Very Good	Good	Average	Poor
341	713	546	80	58

23. Leadership of the college



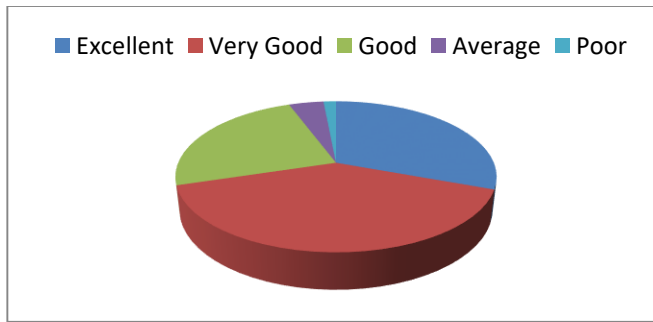
Excellent	Very Good	Good	Average	Poor
322	737	524	106	50

24. Soft skills and Personality Development



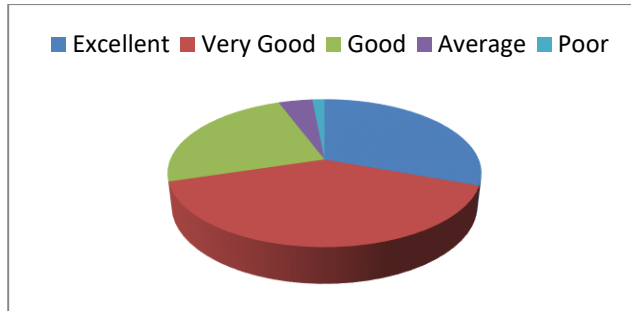
Excellent	Very Good	Good	Average	Poor
356	715	522	87	59

25. Library Facilities



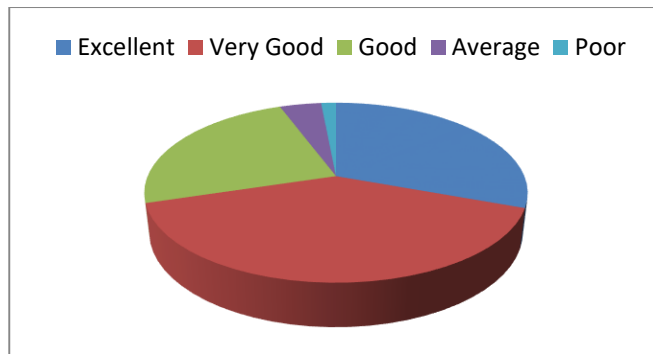
Excellent	Very Good	Good	Average	Poor
325	582	517	155	160

26.Extracurricular activities



Excellent	Very Good	Good	Average	Poor
307	605	561	139	127

27.Co-curricular activities



Excellent	Very Good	Good	Average	Poor
298	604	520	140	177

28.If using college transport, college transport facilities



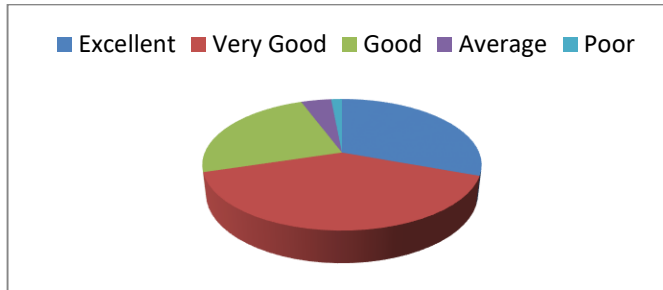
Excellent	Very Good	Good	Average	Poor
306	731	592	76	33

29. Service in Academic Section



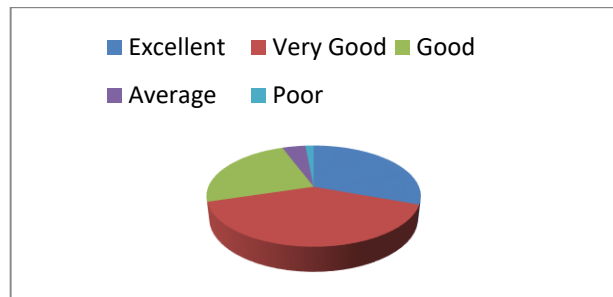
Excellent	Very Good	Good	Average	Poor
343	712	562	78	43

30. Service in Exam Branch



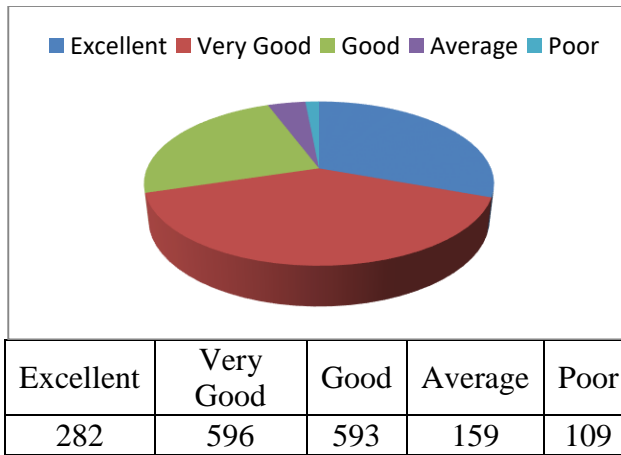
Excellent	Very Good	Good	Average	Poor
320	742	537	82	57

31. Service in Accounts Section

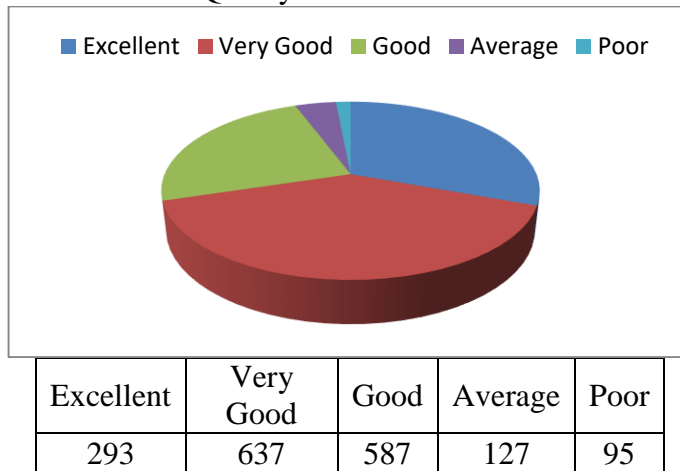


Excellent	Very Good	Good	Average	Poor
290	621	551	140	137

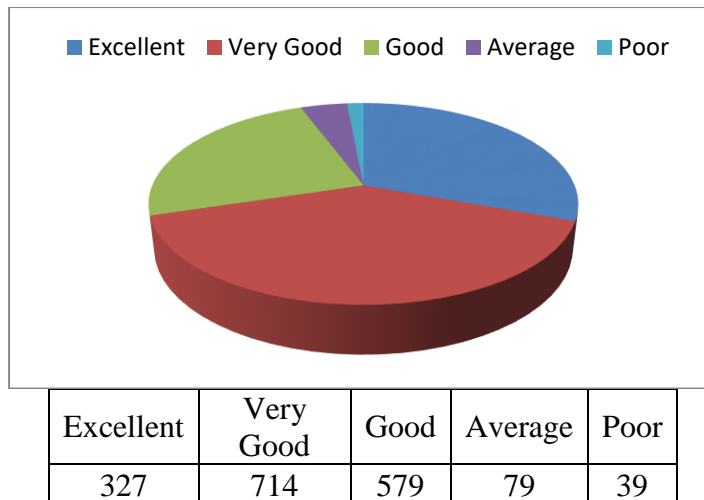
32. Physical Education Facilities



33. Quality of food in Canteen



34. Service in the Canteen



35. Overall opinion of GCET in comparison to other colleges

B. Prakash

IQAC-Cordinator